

**PRELIMINARY ENGLISH TEST**

Reading

**Sample Test 1****Time** 45 minutes**INSTRUCTIONS TO CANDIDATES**

Do not open this question paper until you are told to do so.

**Write your name, centre number and candidate number on your answer sheet if they are not already there.**

Read the instructions for each part of the paper carefully.

Answer all the questions.

Read the instructions on the answer sheet.

Write your answers on the answer sheet. Use a pencil.

You **must** complete the answer sheet within the time limit.

At the end of the test, hand in both this question paper and your answer sheet.

**INFORMATION FOR CANDIDATES**

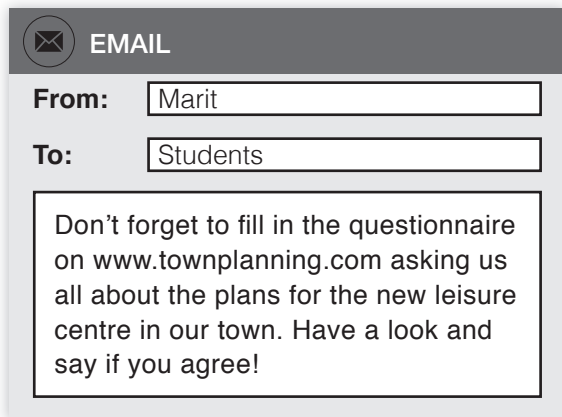
Questions **1 – 32** carry one mark.

Part 1

Questions 1 – 5

For each question, choose the correct answer.

1




What is Marit doing?

- A asking students to tell her what they think about their town
- B encouraging students to give their opinions about a local issue affecting them
- C trying to find the best way to get students' thoughts about their local area

2

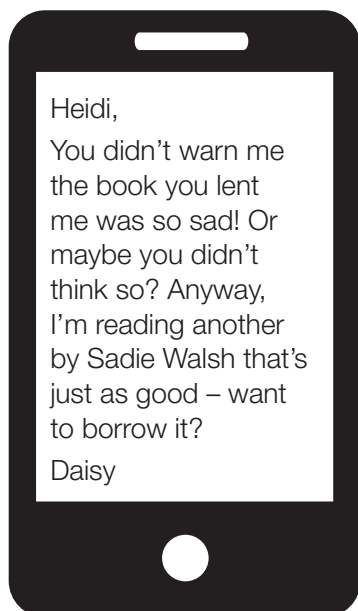
## SAUCE RECIPE

When making this sauce, use either fresh or frozen vegetables. Make sure it doesn't boil, as this will affect the flavour. It can be stored in the fridge for 2 days after cooking.



- A Use the sauce immediately to get the best flavour.
- B Include fresh ingredients if possible for a better result.
- C Pay careful attention to the cooking temperature.

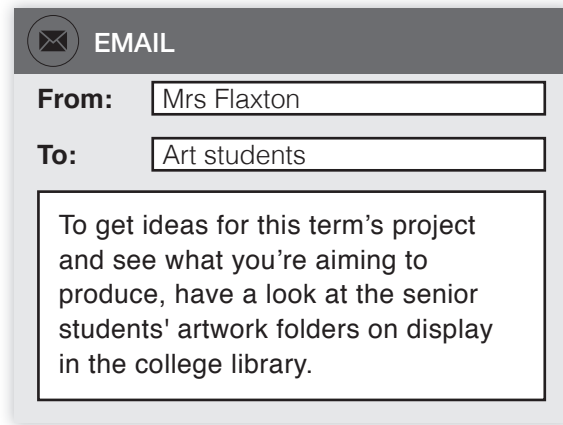
3



Why is Daisy texting Heidi?

- A to give Heidi the title of a book she recommends
- B to explain why she wasn't keen on the book that Heidi lent her
- C to try to find out whether Heidi shares her opinion of the book

4



Mrs Flaxton is

- A** recommending what students should do as preparation for their projects.
- B** informing students about the level of artwork she's expecting in their projects.
- C** suggesting examples of artwork that students should copy for their projects.

5



Why is Jack texting Karen?

- A** to let her know he won't be back when she expected him
- B** to ask her to make him and Martin a pizza for dinner
- C** to make arrangements for getting home in the evening

Turn over ►

**Part 2**

**Questions 6 – 10**

For each question, choose the correct answer.

---

The people below all want to go somewhere to see wildlife.

On the opposite page there are descriptions of eight places to see wildlife.

Decide which place would be the most suitable for the people below.

6



Leon wants to go somewhere that doesn't have many visitors, where he can see wildlife that lives on the coast. He'd like to cycle there along a safe route for people on bikes.

7



Max and Janine are interested in wildlife that comes out late in the evenings, and want to join a tour to find out more. They'd like to go somewhere that provides parking.

8



Lottie and Abigail want to get close enough to wildlife to take great photos, and also see some rare creatures. They'd like to visit an information centre nearby, to find out more about local wildlife.

9



Pietro and Mia would like to go hiking around an area with lots of wildlife, and also include a boat ride in their visit. They'll take a tent to sleep in overnight.

10



Hannah wants to join a group of people to climb up into the hills so she can get good views of the scenery that surrounds them. She'd also like to see the animals and birds that live up there too.

## Places to see wildlife

### A Melrose

This is the perfect place for seeing unusual birds – many species visit this area near the coast at different times of year. It attracts quite a few tourists, mostly birdwatchers, and it's perfect for cyclists, with plenty of cycle paths. There's also a great campsite if you're there in the evening and decide to stay.

### C Canstone

Come and see what wildlife appears around the bottom of Canstone Hills as it's getting dark – they're all common creatures, but you'll rarely see them during the day! You can park in the spaces provided, then sit and wait – for some amazing sights! The information centre's open until 10 pm.

### E Mowbray

If you're fit enough for the very popular walk or cycle ride, go up Mowbray Cliffs, for fantastic views over the sea. You'll be close enough to seabirds living on the cliffs to get great photos. There are also boat trips around the coast, and a small hotel, but camping isn't allowed in the area.

### G Gorsefeld

You'll learn about creatures like bats which only appear once the sun begins to go down. Leave your car by our wildlife centre, and take a trip down the river with our expert guides, who'll tell you all about these amazing creatures. Don't forget a torch!

### B Comber

Anyone wanting to take part in the organised tours up Comber Peaks should be prepared for going up steep paths – but once you're at the top, you'll find it's worth it. You'll look out over the countryside and the sea, and also see many creatures that have made their homes on the Peaks.

### D Ramshead

At Ramshead park, the animals and birds are used to visitors, so they aren't afraid if you approach them – great for taking good pictures! And before starting your visit, get a free guide from the visitors' building by the car park, with details of the unusual wildlife living here.

### F Darmouth

You can often see dolphins close to the beach, as the water's still deep enough here. A wide range of sea birds can be seen here, too. There are few facilities, though, so it's not popular with tourists. However, access by bicycle is easy as the roads are fairly traffic-free.

### H Tomer

Ferries frequently cross to Tomer Island in the middle of the river – and the trip's definitely worth it. Tomer's full of interesting animals and birds, with great walks right around the island. There's a comfortable campsite if you choose to stay late, and return home the following day.

Turn over ►

**Part 3**

**Questions 11 – 15**

For each question, choose the correct answer.

## **The Mansfield Garden**

*College student Josh Mason recently joined an unusual project – to help tidy a huge old garden in his town.*

Josh's college maths teacher used to visit the Mansfield Garden as a child. He'd heard that volunteers were needed to tidy it up, so he told his students to check the project's website for details. However, Josh had no gardening experience, and anyway, he didn't think he'd enjoy going to the garden. Then he noticed a poster displayed at the house next to it and realised help was urgently needed. So he and his friend Sarah went together.

It was only when they entered the garden that they discovered how big the project was. Some of the walls had fallen down and needed work. But the worst thing for him was the trees covered in apples and pears lying across the paths. 'They'd become weak and had broken,' says Josh. 'But at least we collected the fruit and shared it with other volunteers! I also found a pond, with water in, and a few frogs! And we could still walk along most of the garden paths, even though wild plants had grown over the rest of the garden.'

'I took photos of the garden before we started, and during all our work. I wasn't happy with them, but staff there loved them and put them on the website, along with ones I'd taken of them fetching the honey, from bees living in special hives there. Then I decided to take photos of every wild creature living there, for people to remember. I got much better as I worked on it, and put the photos in an album, with the creatures' names. And Sarah noticed birds coming to find insects, when the holes were dug for new trees, so their photos are in the album, too!'

Josh also got involved in other jobs. He discovered vegetables growing under some litter he'd removed. And staff showed him how to grow beans, carrots and cabbages. They went on sale in the garden shop, where Josh was delighted to see how popular they were. 'That made the hard work worthwhile for me,' says Josh. 'In fact, I'm now considering a career in garden design!'

**11** What made Josh decide to join the project to tidy up the garden?

- A** His friend Sarah was already going there to help.
- B** He read some information on a building near the garden.
- C** He saw the website while he was browsing the internet.
- D** His college teacher was encouraging students to get involved.

**12** When Josh first visited the gardens, he was

- A** surprised at how the paths had disappeared under plants.
- B** amazed that the walls around it were so badly damaged.
- C** disappointed at the lack of wild creatures living there.
- D** sad to see the condition of some of the trees.

**13** Josh thinks that in the garden, he became good at

- A** digging holes in the garden for Sarah to plant new trees.
- B** taking photos to show how their work was developing.
- C** making a record of all the animals and birds there.
- D** collecting honey from the bees that were kept there.

**14** Which part of his work is Josh most pleased with?

- A** growing vegetables to sell in the garden shop
- B** discovering new vegetables that they could grow
- C** designing how the vegetable garden should look
- D** clearing rubbish from spaces that still contained vegetables

**15** What would Sarah say about working with Josh in the garden?

**A**

I never imagined he'd be so keen, especially as he said before we went that it wouldn't be very interesting!

**B**

I was really shocked when I saw the state of the garden at first – in fact, I told Josh we should just give up going.

**C**

Josh's college teacher came to visit the garden recently. He was pleased Josh was making use of what he'd learnt in class!

**D**

I didn't know anything about gardening before we went, but Josh had done quite a bit before, so he helped me.

## Part 4

## Questions 16 – 20

Five sentences have been removed from the text below.

For each question, choose the correct answer.

There are three extra sentences which you do not need to use.

## Cartoons in Angouleme

If you're a fan of cartoons and comics, the ancient city of Angouleme, in France, would be a great place for you to visit!

The city's cartoon museum displays one of the world's biggest collections of comic books, featuring superheroes and comedy characters from years ago to the present day. **16** For example, there's a great café there, places to sit and read cartoons, and also a bookshop full of comics to buy as souvenirs.

The museum celebrates the history of the comic book, which is very popular in France. And it wants to see cartoons recognised as a proper art form, because creating them requires a variety of different skills. **17** So a huge range is involved.

The city of Angouleme also holds a big international comic book festival every year, attracting as many as 200,000 visitors. There are festival events all over the city, held everywhere from shops and stores, to theatres and restaurants. **18** So the whole place gets involved!

During the festival, people can win prizes by entering their own cartoons in various competitions. There's a prize for individuals who create their first cartoon stories, for example. **19** They often all work together as a class to create their competition entry. And children as young as 7 or 8 can also win an award for their own cartoon creations.

Visitors can also admire the famous Painted Houses around the city, which have huge cartoons painted on their outside walls. Probably the most admired is a painting showing a young woman looking into the distance, over an ancient wall. **20** So it's difficult to see where the painting ends and the city begins. Another shows some elephants crashing through a wall on the side of the house – and there are plenty more just like it! So there's certainly lots to see in Angouleme!



- A** And groups of students can get one for their comics, too.
- B** However, it's quite surprising that it's so popular.
- C** And that connects with the real one surrounding Angouleme.
- D** You'll find cartoons all about them, and lots more attractions, too.
- E** Of course, it's not interesting for everyone.
- F** Many of the same ones that painters need to produce great pictures.
- G** Everyone who's seen it agrees it's not the best one in town.
- H** Even the town's rubbish bins get decorated with cartoons!

## Part 5

## Questions 21 – 26

For each question, choose the correct answer.

## Japanese macaques

Macaque monkeys are very interesting creatures. And the macaques that live in Japan are also known as snow monkeys, because the **(21)** ..... they live in are covered in snow for long **(22)** ..... during the winter. In fact, they're the only species of monkey to live so far north.



However, macaques living in and around Nagano city have been very **(23)** ..... at finding a way to keep warm. The area **(24)** ..... very low temperatures in winter, so the macaques take **(25)** ..... of the natural hot springs in the area, jumping into the water to keep warm.

According to the local tourist office, the monkeys first started going into the hot water in the 1960s. One macaque went in while trying to get some food it had **(26)** ..... into the water. The other monkeys soon followed it. Since then, the macaques have become a big tourist attraction!

- |           |                     |                       |                    |                     |
|-----------|---------------------|-----------------------|--------------------|---------------------|
| <b>21</b> | <b>A</b> conditions | <b>B</b> destinations | <b>C</b> locations | <b>D</b> situations |
| <b>22</b> | <b>A</b> periods    | <b>B</b> times        | <b>C</b> ages      | <b>D</b> seasons    |
| <b>23</b> | <b>A</b> keen       | <b>B</b> curious      | <b>C</b> unusual   | <b>D</b> clever     |
| <b>24</b> | <b>A</b> gains      | <b>B</b> experiences  | <b>C</b> receives  | <b>D</b> contains   |
| <b>25</b> | <b>A</b> benefit    | <b>B</b> help         | <b>C</b> part      | <b>D</b> advantage  |
| <b>26</b> | <b>A</b> fallen     | <b>B</b> left         | <b>C</b> dropped   | <b>D</b> pulled     |

## Part 6

## Questions 27 – 32

For each question, write the correct answer.

Write **one** word for each gap.

Dear Holly,

I'm writing to thank you and your family for having me to stay with you last weekend.

I really enjoyed everything we did, and you took me to **(27)** ..... many different places that I feel I know your town well now. But I think my favourite place was the beach, **(28)** ..... we played volleyball. **(29)** ..... was great fun – and you're a fantastic player!

I had some wonderful food, too, **(30)** ..... I was staying with you. I loved the chocolate cake you made for us. Could you send me the recipe? I'm not great **(31)** ..... cooking, but I'd like to try making it for my mum's birthday. My sister might have to help me **(32)** ..... I can't do it on my own – but she won't mind.

Thanks again, Holly – and please come and stay with me soon!

Write soon,

Sarah